


OUR BOOK OF MYTHS


Level 1



A Creative writing year-long project

By _____ & _____

DATE _____



Our Book of Myths

Our Book of Myths is a collaborative year-long cross-curricular project meant to stimulate the imagination and provides a way for young learners to connect to cultural history while practicing writing, reading, and art. Our Book of Myths will allow learners to connect mythologies to the human need for logic and reasoning in a time when people did not have the tools to find the answers they sought. It is an immersive way to help learners understand how pantheons, myths, and legends came about, but in a simplified form. Don't forget the bonus assignment! Your learner to make the final grand connection by re-evaluating two of our created myths using science and research skills, demonstrating what people once believed can and does change based on advances in science and therefore knowledge.

Being a collaboration, this project is intended to be a shared experience between the learner and the learning partner. Here is how it works:

The learner will complete the project as laid out on the page using these lines:

As you can see, the writing requirement is minimal. This is an appropriate expectation for learners at this level. Because of limited space, you are encouraged to discuss the details of their story until they have settled on how they would like to formulate them prior to asking your learner to document the beginning of their myths. Using pencil is also recommended if you would like to make changes easier and allow for mistakes. If your learner is a prolific writer I encourage adding in another sheet of paper taped to the back of the sheet for expansion. I have included this additional sheet at the end of the book. This can be copied as needed in order to meet your writer's needs in this book. Now, time to illustrate! If you care to fill-out this project as an alternate to Clay art, adding in a variety of exploratory art materials would be advised.

Lastly, once your learner has completed the beginning of their myth, it's the learning partner's turn. The learning partner is responsible for finishing the myth using these lines:

It adds an element of fun and surprise if you wait until your learner has gone off to bed. This makes the prospect of reading the myth in its entirety the next morning more exciting and we can all use a little excitement when learning to read. This may even become a treasured memento. Enjoy!

Our Book of Myths




Weeks 8–14: Landforms & Waterways

For the next four myths, you will choose two landforms and/or waterways central to your civilization's location that is important to your people. You will create a god or goddess that represents each of the two landforms and/or waterways you chose. Next, you will write two myths, one to answer each question that correlates to each landform and/or waterway you have chosen.

- a. Mountain – Why do the mountains have snow only on their peaks?
- b. Volcano – Why does the volcano have pools of boiling mud found at its base?
- c. Forest – Why does the rustling of the leaves sound like the trees are talking.
- d. Desert – Why do the sands of the desert shift around with the wind?
- e. Lake – Why is the lake sometimes angry and sometimes calm?
- f. Ocean – Why is the water of the ocean so salty?
- g. Glacier – Why do great chunks of ice break off of the glacier at once?
- h. Swamp – Why does the water in the swamp not dry up in the summer?
- i. Mesa – Why is the mesa called the giant's table?
- j. Canyon – Who sliced the land in two and why?
- k. Geyser – Why does the water shoot out of the geyser?
- l. Cave – Who took a scoop out of the mountains and how did they do it?
- m. Tundra – Why do trees never grow tall on the tundra?
- n. Archipelago – How were so many islands created and why?

Our Book of Myths




Weeks 20-24: Natural Phenomena

Choose 3 natural phenomena to write a simple myth explaining the **origin of each phenomenon** your people experience involving one of your existing gods or goddesses. Circle your choices from the list below or write in a new option of your choosing.

- a. Fire
- b. Rain
- c. Lightning
- d. Thunder
- e. Floods
- f. Drought
- g. Sun
- h. Moon
- i. Eclipse
- j. Day
- k. Night
- l. Seasons

Our Book of Myths




Weeks 28-32: The human experience

Pick 3 human emotions or experiences and write myths to explain the questions associated with each you choose. Feel free to involve one of the existing gods or a new one. Circle your choices from the list below or create your own.

- a. Love – Why do people feel love for their parents?
- b. Pain – What does it mean when you get a leg cramp?
- c. Death – Why don't people live forever?
- d. Sadness – Why is it so hard to smile when you feel sad?
- e. Jealousy – Why do people refer to jealousy as “green with Envy?”
- f. Hunger – What makes the growling sound in your belly when you are hungry?
- g. Laughter – Why do people start to cry when they laugh too hard?

Our Book of Myths

Week 2: Civilizations – Chose a place on Earth using your globe to start your civilization. Write a small explanation on why you chose the location. Focus on resources and climate. Draw a map. Extension: Discuss the locations challenges and how you might work through them.




Our Book of Myths

Week 4: Pantheon Leader #1 – Create and name a god or goddess to represent the head of your people's pantheon. They can be human in appearance or any combination of animal and human. Detail their name, appearance, powers, and responsibilities.



Our Book of Myths

Week 6: Pantheon Leader #2 – Create and name a god or goddess to represent the leaders second in command. They can be human in appearance or any combination of animal and human. Detail their name, appearance, powers, and responsibilities.



Our Book of Myths

Week 8: Landforms & Waterways God or Goddess #1 – Create a god or goddess to represent your first chosen landform or waterway. What name do your people call them by? How do they control their landform or waterway?




Our Book of Myths

Week 10: Landform & Waterway myth #1 – Create a myth to answer the question that correlates with the landform or waterway you created using a god or goddess for in the last lesson.




Our Book of Myths

Week 12: Landforms & Waterways God or Goddess #2 – Create a god or goddess to represent your second chosen landform or waterway. What name do your people call them by? How do they control their landform or waterway?




Our Book of Myths

Week 14: Landform & Waterway myth #2 – Create a myth to answer the question that correlates with the landform or waterway you created a god or goddess for in the last lesson.




Our Book of Myths

Week 16: Big Questions – Do you have any big questions that baffle you? What do you wonder about? Write down a burning question you have, then create a myth to answer that question. The bigger the myth, the better!




Our Book of Myths

Week 18: Mythical Creature #1 – Create a mythical creature. You may use the *Myth Match* book or create one from scratch. Does your creature have a name or powers?



Our Book of Myths

Week 20: Natural Phenomena #1 – Write an origin myth for the first phenomena your people experience. Feel free to involve one of your existing gods or goddesses.



Our Book of Myths

Week 22: Natural Phenomena #2 – Write an origin myth for the second phenomena your people experience. Feel free to involve one of your existing gods or goddesses.



Our Book of Myths

Week 24: Natural Phenomena #3 – Write an origin myth for the third phenomena your people experience. Feel free to involve one of your existing gods or goddesses.




Our Book of Myths

Week 26: Mythical Creature #2 – Create another mythical creature. You may use the *Myth Match* book or create one from scratch. Does your creature have a name or powers?




Our Book of Myths

Week 28: Human Experience #1 – Write a myth to explain the question associated with your first choice. Feel free to involve one of the existing gods or goddesses or a new one.



Our Book of Myths

Week 30: Human Experience #2 – Write a myth to explain the question associated with your second choice. Feel free to involve one of the existing gods or goddesses or a new one.



Our Book of Myths

Week 32: Human Experience #3 – Write a myth to explain the question associated with your third choice. Feel free to involve one of the existing gods or goddesses or a new one.




Our Book of Myths

Week 34: Mythical Creature #3 – Create a mythical creature. You may use the *Myth Match* book or create one from scratch. Does your creature have a name or powers?



Our Book of Myths

Week 36: Fast Forward – Your myths were so well written and engaging that they were passed down through generations and 2000 years later Hollywood has decided to make one of your myths into a feature film! Which myth should they choose? What is the title of the movie? Create a movie poster for your favorite myth. Feel free to make this into a full-page or poster-sized project! Have your learning partner snap a picture of you holding your poster and place it here.



Our Book of Myths

Extra (Week 36): Advances in Science – Choose one of your natural phenomena which you wrote a myth to explain. Research the scientific facts behind the phenomena and write a the short explanation below.

